

MS Fridtjof Nansen

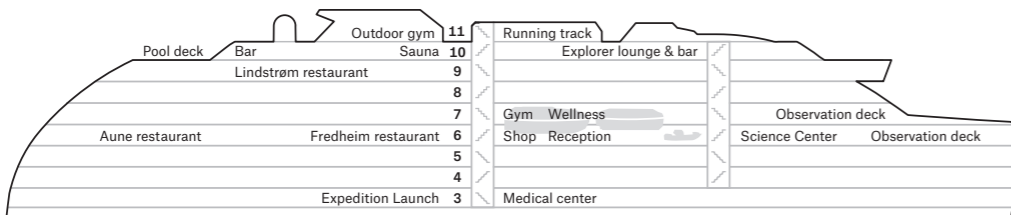
Welcome aboard our newest built expedition ship and your hybrid-powered home at sea with a high-spec Science Center. There's an indoor and outdoor gym and a 150-metre outdoor running track to keep active while an outdoor infinity pool with hot tubs, a scenic sauna, and the Wellness Center take care of the relaxation side of things. Dine in one of three onboard restaurants which serve a wide variety of dishes. All areas of the ship have a fresh Scandinavian contemporary design, homely and modern. Each cabin has a window to an outside view. Half feature private balconies while the aft suites go further and sport private outdoor hot tubs to soak in.



Expedition suite.



The most sustainable cruise ship in the world
Awarded by Stern, battery-hybrid powered MS Fridtjof Nansen has been named the safest and most sustainable cruise ship in the world in 2021.



SHIP YARD: Kleven Verft (N)
FLAG: Norway
YEAR OF CONSTRUCTION: 2020
GROSS TONNAGE: 20,889 t
CABINS: 265
OVERALL LENGTH: 140 m
BEAM: 23.6 m
SERVICE SPEED: 15 knots

CATEGORY	DECK	SIZE (m²)	DESCRIPTION
MA XL suite	8	46-48	Extra large corner suite with private balcony. Ship's most spacious cabins with large windows, flexible sleeping arrangements, sofa bed, TV, minibar, amenity kit, bathrobe, kettle, tea and coffee, espresso maker.
MB XL suite	5	44	Extra large corner suite without balcony. Aft corner suite with sofa bed, flexible sleeping arrangements, large windows, TV, minibar, amenity kit, bathrobe, kettle, tea and coffee, espresso maker.
MC Corner suite	7, 8, 9	20-30	Aft corner suite with private balcony and hot tub. Various sizes, large windows, flexible sleeping arrangements, some with sofa, TV, minibar, amenity kit, bathrobe, kettle, tea and coffee, espresso maker.
MD L suite	7	35	Large corner suite with private balcony, flexible sleeping arrangements, sofa bed, TV, minibar, amenity kit, bathrobe, kettle, espresso maker. Adapted for guests with wheelchairs.
ME Suite	8, 9	22-28	Suites with private balcony, different sizes, top-high decks, flexible sleeping arrangements, some with sofa bed, TV, minibar, amenity kit, bathrobe, kettle, tea and coffee, espresso maker.
MF Suite	7	22	Corner cabin with large windows without balcony. Flexible sleeping arrangements, TV, minibar, amenity kit, bathrobe, kettle, tea and coffee, espresso maker.
XT Outside cabin	7, 8	18	High deck cabins with balcony. Spacious cabins, different sizes, double bed or flexible sleeping arrangements, some with sofa bed, TV, amenity kit, kettle, tea and coffee.
XTD Outside cabin	7, 8	15-19	High deck cabins with balcony. Spacious cabins, different sizes, double bed, some with sofa bed, TV, amenity kit, kettle, tea and coffee.
XTJ Outside cabin	7	18	High deck cabins with balcony. Spacious cabins, different sizes, double bed or flexible sleeping arrangements, some with sofa bed, TV, amenity kit, kettle, tea and coffee. Partly obstructed view.
XY Outside cabin	7	19	Accessible cabin with balcony. High deck, wide balcony, double bed, TV, amenity kit, kettle, tea and coffee.
TT Outside cabin	4, 5	27	Large cabins without balcony. Middle decks, flexible sleeping arrangements, sofa bed, TV, amenity kit, kettle, tea and coffee.
TY Outside cabin	5	24-26	Large accessible cabins without balcony. Middle decks, flexible sleeping arrangements, TV, amenity kit, kettle, tea and coffee.
RR Outside cabin	4, 5	19-23	Larger cabins on middle decks. Most 20 square metres, flexible sleeping arrangements, some with sofa bed, TV.

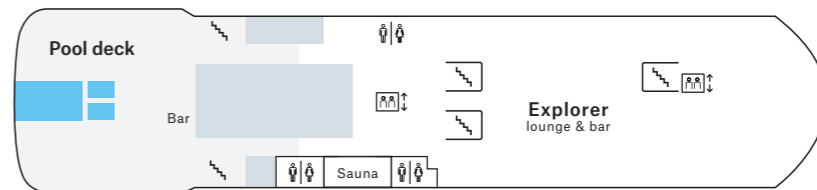
Cabins MD-701, XY-719, XY-726, TY-533 and TY-540 are adapted for guests with disabilities. These cabins may also be available for general booking. Please note: cabins with flexible sleeping arrangements have double beds as standard, however a double bed can be requested at the time of booking. Subject to change.

Deck

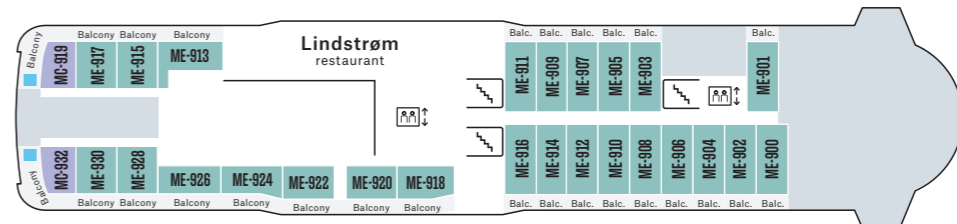
11



10



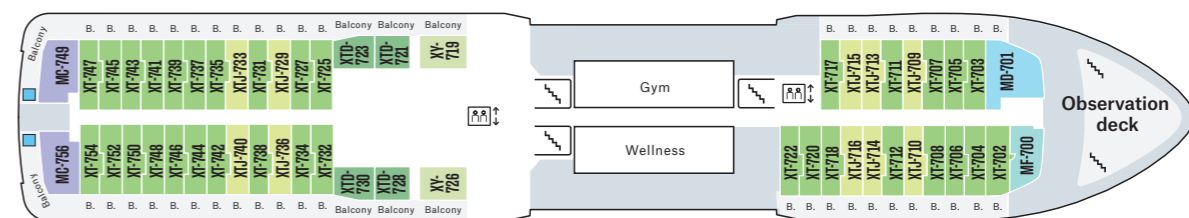
9



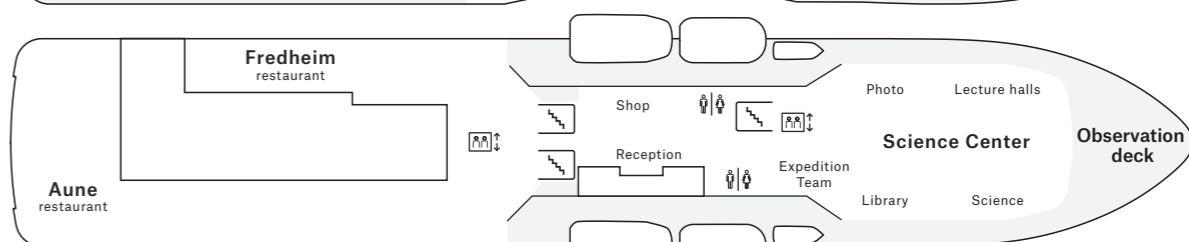
8



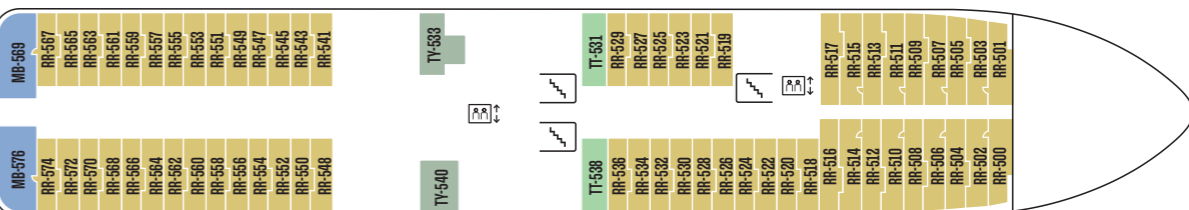
7



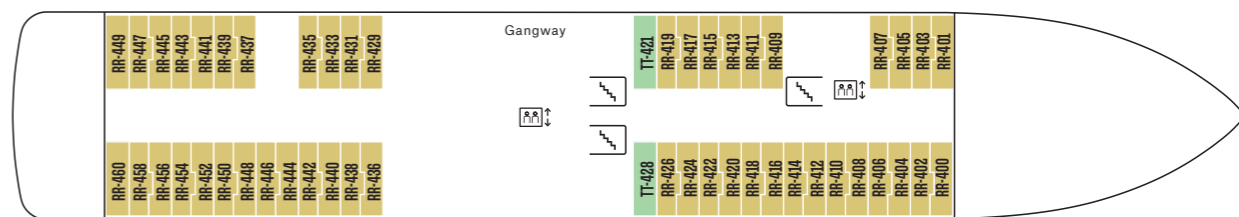
6



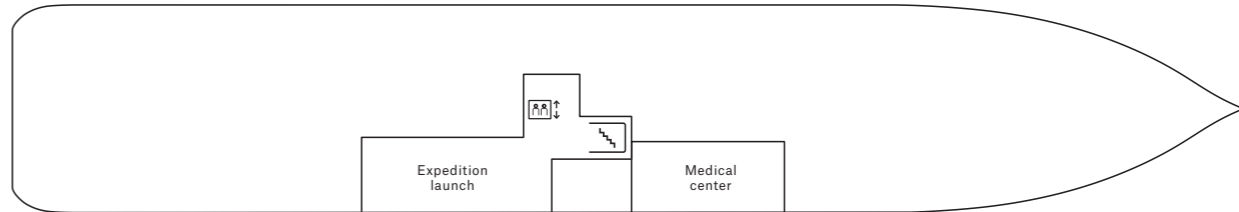
5



4



3



Indoor area Outdoor area