

NEU in Österreich?

Willkommen

Dobrodošli

Welcome

Witamy

Bun venit

Hoş geldiniz

Üdvözlet

خوش آمدید
بكم في

Nützliche Informationen für Ihre
Mobilität in Wien, Niederösterreich
und Burgenland



Ein gutes Gefühl, beim Club zu sein.

Welcome to Vienna, Niederösterreich & Burgenland

Useful information for all your
transportation needs in Austria

INDEX

Your driving licence – validity and exchange

Driving licences from an EU member state

Driving licences from a non-EU state

You will need the following documents to exchange your driving licence

Importing your vehicle to Austria

Within the European Union

Moving from a non-EU state

Non-Austrian licence plates on your vehicle

Registration of your vehicle

Documents required at the registration office

Vehicle Inspection for §57A-“Pickerl”

Essential Road Rules for Cyclists

Child passenger safety laws

Child seats and airbags

System for recording driving offences

Vehicle Safety Equipment Regulations

Lanes for Emergency Vehicles

Useful Words and Expressions

12 Good Reasons for becoming an ÖAMTC Member

YOUR DRIVING LICENCE – VALIDITY AND EXCHANGE:

When moving to Austria from another country, the formalities required depend on whether you are moving from a member state of the European Union (EU state) or from a non-EU state.

Driving licences from an EU member state:

- ▶ Driving licences issued in an EU member state are recognized in Austria and do not need to be exchanged, but may be exchanged on a voluntary basis.

Driving licences from a non-EU state:

- ▶ If you are not a resident of Austria, your non-Austrian driving licence is valid for 12 months from the date on which you enter the country if you are 18 or over.
- ▶ If you become a resident of Austria, your non-Austrian driving licence is valid for 6 months from the date on which you become a resident if you are 18 or over.

If you are from a non-EU state and become a resident of Austria, you must therefore exchange your driving licence within 6 months; otherwise, it will no longer be valid.

1. Driving licences from any of the following non-EU/EEA states are considered to be equivalent to driving licences issued in Austria and can therefore be exchanged under a simplified scheme (no practical driving test is required):

For all classes of driving licence: Andorra, Guernsey, Isle of Man, Japan, Jersey, Monaco, San Marino, Switzerland.

For driving licence class B: Australia, Bosnia-Herzegovina, Canada, Hong Kong, Israel, Macedonia, Republic of South Africa, Republic of South Korea (if the driving licence was issued after 1 January 1997), United Arab Emirates, USA.

2. Holders of driving licences from other non-EU/EEA states must take a practical driving test. An examination fee is payable for the practical driving test.

You will need the following documents to exchange your driving licence:

- ☐ Driving licence application [Führerscheinantrag]
- ☐ Official identity document with a photograph
- ☐ Non-Austrian driving licence
- ☐ Details of the information included in the non-Austrian driving licence [Inhaltsangabe]
- ☐ One passport photo (35 x 45 mm)
- ☐ Residence registration form [Meldebestätigung]
- ☐ Medical report [ärztliches Gutachten]

In certain cases the driving licence authority may request additional documentation.

Applications for an exchange of driving licence are processed at the following locations:

In cities with a federal police headquarters

Wien:

Landespolizeidirektion Wien,
Verkehrsamt
Dietrichgasse 27
1030 Wien
Telefon: 01/31 31 0/0*



Sankt Pölten,

Niederösterreich:

Landespolizeidirektion
Niederösterreich
Sicherheits- und Verwaltungs-
polizeiliche Abteilung (SVA)
Linzer Straße 47
3100 St. Pölten
Telefon: 059 133 30 / 6600
E-Mail: lpd-n@polizei.gv.at

Eisenstadt, Burgenland:

Landespolizeidirektion
Burgenland
Neusiedler Straße 84
7000 Eisenstadt
Telefon: 059133 10 / 6201
Telefon: 059133 10 / 6667
Fax: 059133 10 / 6309
E-Mail: LPD-B@polizei.gv.at

In cities/areas without a federal police headquarters:



At the respective regional administrative authority

With the exception of Krems and Waldhofen/Ybbs in Niederösterreich, where it is the municipality authorities and in Rust, Burgenland where it is the federal police.

IMPORTING YOUR VEHICLE TO AUSTRIA:

If you want to bring your vehicle to Austria with you, the formalities required depend on whether you are moving from a member state of the European Union (EU state) or from a non-EU state.

Within the European Union

- ▶ Vehicles from another EU member state may be imported to and registered in Austria without any special formalities.
- ▶ Before you register your vehicle, you must pay the standard consumption tax [Normverbrauchsabgabe or NoVA] that is levied on vehicles when they are first registered for road use in Austria. This tax is payable at the competent tax office.

Moving from a non-EU state

You may import your vehicle to Austria as a personal effect [Übersiedlungsgut], i.e. without having to pay customs duties and import sales tax, if the following criteria are met:

- ▶ You were previously resident outside the European Union customs territory for at least 12 months and are now moving to Austria
- ▶ You used the vehicle in the third (non-EU) country for at least half a year
- ▶ You register the vehicle as a personal effect [Übersiedlungsgut] within a year of becoming a resident of Austria
- ▶ The vehicle may not be lent, hired out, sold or transferred to anyone else within a year of your application for tax exemption being accepted without notifying the competent authorities
- ▶ Before you register your vehicle, you must pay the standard consumption tax [Normverbrauchsabgabe or NoVA] that is levied on vehicles when they are first registered for road use in Austria. This tax is payable at the competent tax office

In addition to proof of transfer of residence, proof that the vehicle was purchased and registered outside Austria must also be supplied (purchase or lease agreement, invoice, delivery note, vehicle registration document, other documents relating to registration or insurance).

NB: For a small fee, expert technical consultants at ÖAMTC will determine an accurate calculation of the NoVA (standard fuel consumption tax) for our members.



NON-AUSTRIAN LICENCE PLATES ON YOUR VEHICLE:

A vehicle with non-Austrian licence plates may be used for a maximum of one month after being brought to Austria by a person whose principal place of residence (meaning the centre of his or her professional, economic and social relations) is in Austria. The vehicle must then be exported or the relevant Austrian taxes (standard consumption tax for first registration in Austria, engine-related insurance tax for the ownership of a registered vehicle) will become payable.

If a vehicle registered outside Austria is used in Austria for longer than one month (this period is not affected by temporary journeys outside Austria), the authorities must assume that the vehicle is permanently located in Austria. As soon as the Austrian authorities decide to take action, the licence plates can be removed, the associated insurance cover can be cancelled and the registration outside Austria can subsequently be annulled.

The vehicle should therefore be registered in Austria and provided with Austrian licence plates in good time. "Dual residence certificates" (for people who are normally resident in both Austria and another country) have no effect in this regard.





REGISTRATION OF YOUR VEHICLE:



In Austria, vehicles can be registered (or de-registered) at numerous registration offices of the insurance companies, which are marked by yellow signs with the word “Zulassungsstelle” [registration office] in black lettering. If you have diplomatic licence plates or your licence plates have been revoked, however, you must contact the competent authority. In Vienna, the competent authority is the Motor Vehicle Department [Verkehrsamt] at Vienna Federal Police Headquarters [Landespolizeidirektion Wien] (1030 Wien, Dietrichgasse 27). Before you can obtain Austrian licence plates, you need to take out third party insurance [Haftpflichtversicherung]. This kind of insurance is compulsory by law in order to protect both the injured party and the party liable for the injury; the premium for third party car insurance is based on the engine power of the vehicle. In addition, the engine-related insurance tax (for the ownership of a registered vehicle in Austria) is collected by the insurer.

Austrian law stipulates a minimum insurance cover of 7 million euros. This sum comprises 5.8 million euros for personal injury and 1.2 million euros for material damages.

Documents required at the registration office:

- ☐ Confirmation of third party insurance [Haftpflichtversicherung]
- ☐ Official identity document with a photograph of the applicant
- ☐ Residence registration form [Meldebestätigung] of the owner (proof of principal residence), or the registration office will submit an online query (which is subject to a charge) to the Central Register.
- ☐ Power of attorney if the vehicle is not registered personally
- ☐ Authorization document for the vehicle:

When registering a vehicle for the first time:

- ☐ Log book [Typenschein], individual authorization [Einzelgenehmigung] or

- ☐ Proof of registration or
- ☐ Valid EU certificate of conformity (COC) or
- ☐ Data extract from the authorization database for vehicles with an EU operating licence

When re-registering a vehicle:

- ☐ Authorization document and vehicle registration certificates [Zulassungsbescheinigungen] Part 1 and 2
- ☐ Proof of ownership

Purchase agreement, invoice, confirmation of sale, lease agreement provided that the name of the owner is shown on the document

When registering a used car (if the car was first registered more than 3 years previously), the following document is also required:

- ☐ Valid positive §57a inspection document [Prüfgutachten] for vehicles that must undergo recurrent inspections

When importing your car yourself, the following document is also required:

- ☐ Proof that the standard consumption tax has been paid in advance at the competent tax office

The vehicle registration certificate [Zulassungsbescheinigung] is then issued in duplicate:

- ▶ Part 1, which is yellow/red on the outside, must always be carried in the vehicle and contains all official regulations as well as data concerning the vehicle.
- ▶ Part 2 (yellow/blue) is part of the authorization document and is linked to this document when the car is registered.

The owner is recorded in the vehicle registration certificates.

TIP: For Club members, the ÖAMTC's third party motor vehicle insurance* offers comprehensive protection with special conditions and a wide range of benefits.

* Insurance agent: ÖAMTC Betriebe GmbH., GISA-Zahl: 23409217
Insurer: SK Versicherung AG

VEHICLE INSPECTION FOR §57A-“PICKERL” (VEHICLE INSPECTION STICKER)



What is the §57A-“Pickerl” vehicle inspection?

This is an inspection required by law to test the safety and roadworthiness, as well as the environmental standards of a vehicle. Have the inspection done by the ÖAMTC and save time and money.

How do I have my vehicle inspected by the ÖAMTC?

This technical service is offered exclusively to our members. Vehicles to be inspected must be covered by the membership and be registered to the member.

An appointment for the inspection can be made at any of our locations or online: www.oeamtc.at
The inspection takes about 45 minutes and you will need to bring your:

- ▶ ÖAMTC club card
- ▶ Car registration documents

What is inspected?

- ▶ Car systems and equipment
- ▶ Lights, headlamps, indicators etc
- ▶ Safety features – seatbelts, airbags etc
- ▶ Chassis and bodywork
- ▶ Tyres and wheels
- ▶ Engine
- ▶ Brakes

How often must a vehicle be inspected?

The frequency of testing is determined by the 3-2-1 rule for:

Cars/estate cars plus trailer with combined weight not exceeding 3.5t, which must have the first inspection 3 years after being registered, the 2nd after 2 years and subsequently once a year.

ESSENTIAL TRAFFIC RULES FOR CYCLISTS

Requirements for cyclists

- ▶ **Alcohol limit** below 0.80mg/ml
- ▶ In general **children** under age 12 must always be accompanied by someone with a minimum age of 16
- ▶ Children can ride unsupervised from the age of 12 or from the age of 10 if they have a cycling proficiency licence.

Where are cyclists permitted to ride?

- ▶ On the **road** unless there is a separate cycle path
- ▶ On **cycle paths**, where cyclists may ride side by side but must not exceed a speed limit of 30km/hr
- ▶ **Against the traffic** on one-way streets where there is a sign to that effect
- ▶ **Designated cycle lane**
- ▶ **Combined pedestrian and cycle path**
- ▶ **Street crossings for cyclists**
- ▶ In **residential areas** where they can also cycle against the traffic even if there is no sign, however only at walking-pace
- ▶ **Pedestrian zones** but only if there are signs specifically allowing cyclists to ride there
- ▶ **'Begnungszonen'** – urban areas that are shared by all modes of transport, as well as pedestrians and where everyone proceeds with special consideration for others.



Where are they not permitted to ride?

- ▶ On the **pavement** (except for accompanied children)
- ▶ On a **pedestrian only footpath**
- ▶ On **motorways/highways**
- ▶ On **main roads** with a speed limit of 100km/hr
- ▶ **Pedestrian crossings**

Right of way

Cyclists must adhere to yield and stop signs

Use of phone while cycling only permitted with hands-free headset

**NB: For information about cycling proficiency courses in Wien, call:
+43 664 613 1671**

CHILD PASSENGER SAFETY LAWS

Regardless of whether children are travelling in a car with their parents, with relatives or with friends, the driver of the vehicle is responsible for ensuring that children are restrained correctly in accordance with the law.

The detailed Austrian regulations are as follows:

- ▶ Children under 14 years old and under 1.50 metres in height must use a restraint device (“child seat”) that is appropriate for their weight and height; this restraint may only be used on vehicle seats fitted with a suitable seat belt.
- ▶ Children under 14 years old but taller than 1.50 metres must use a normal seat belt (when travelling on seats fitted with belts).
- ▶ Children weighing less than 18 kg: Generally speaking, a suitable child seat must be used. However, if two child seats are fitted to the outer seats and there is not enough room for another child seat on the middle seat (de facto impossibility), it is sufficient for the child to be secured using the lap belt alone provided that he or she is over three years old.

Child seats and airbags

Caution: Although the passenger seat also meets these criteria, a child seat should only be used on the passenger seat in vehicles without an airbag or in which the airbag has been deactivated.

The safest place for children is always the back seat.

In exceptional cases, children taller than 135 cm may use a height-adjustable three-point belt without a child booster seat if it is ensured that the shoulder belt is not positioned over the child's neck. This can usually only be guaranteed if the height of the upper anchor point of the belt and/or the height of the seat can be adjusted.





The ÖAMTC recommends only making use of these options on unexpected journeys. Children under 3 years old may generally not be carried in vehicles without seat belts.

System for recording driving offences

Violation of the child restraint laws is a recordable offence and may result in the driver's licence being suspended if the offence is committed repeatedly.

TIP: The ÖAMTC offers a wide range of certified child restraint systems. Taking your child and car along with you when you buy a child seat ensures that the right combination can be found for your child and car. The ÖAMTC would be happy to advise you.



Vehicle Equipment Regulations:

Country	First Aid Kit	Reflective Jacket*	Warning Triangle	Spare Bulb Set	Other
Germany	Compulsory	Compulsory and must be worn	Compulsory		Portable yellow flashing warning light (vehicles over 3.5t)
France	Recommended	Compulsory and must be worn by all passengers	Compulsory	Compulsory****	Alcohol Test Kit (no fine if not carried)
Greece	Compulsory		Compulsory		Fire Extinguisher
Italy		Recommended and must be worn	Compulsory		
Croatia	Compulsory	Compulsory and must be worn by all passengers	Compulsory. 2 Triangles must be carried by cars with caravan	Compulsory****	Fire Extinguisher in commercial vehicles
Slovakia	Compulsory	Mandatory and must be worn	Mandatory		Spare wheel***
Slovenia	Compulsory	Compulsory and must be worn	Compulsory. 2 Triangles must be carried by cars with caravan	Recommended****	
Spain		Compulsory and must be worn	Mandatory (2 triangles)**		Spare wheel***
Czech Republic	Compulsory	Compulsory and must be worn	Compulsory	Compulsory****	Spare wheel***
Turkey	Compulsory		Compulsory (2 triangles)		Fire Extinguisher
Hungary	Compulsory	Compulsory and must be worn by all passengers	Compulsory	Recommended****	

* Compulsory: The driver must carry the required number of reflective jackets in the vehicle. Compulsory and must be worn: in case of an accident or breakdown, the driver (and in some countries all the passengers) are required to wear a jacket. This requirement can be in effect independent of the regulation to carry the jacket.

** This applies to locally registered vehicles including rental cars

*** If not available, a repair kit or spray must be carried (not required in vehicles with run-flat tyres)

**** No spares required for xenon, neon or LED lights – only for brake and indicator lights

NB: For more information regarding vehicle safety equipment regulations in these and other countries, please go to: www.oeamtc.at/laenderinfo or enquire **at any ÖAMTC location.**

LANES FOR EMERGENCY VEHICLES

When traffic builds up and there is the likelihood of congestion, a lane must be cleared so that emergency vehicles can pass unhindered. This is the case regardless of whether emergency vehicles are approaching or not.

Drive your vehicle to the side of the road parallel to the emergency lane. Be sure to maintain a safe distance from the car in front of you.

On a two-lane road:



Drive your vehicle to the side of the road parallel to the emergency lane. Be sure to maintain a safe distance from the car in front of you.

More than two lanes:



The same principle applies on motorways and main roads with more than two lanes. In order to clear a lane, all vehicles in the outermost left lane must move towards the left as much as possible and vehicles in the other lanes must move towards the right as much as possible, including onto the hard shoulder or breakdown lane.

German	English
Ablaufdatum	Expiration Date
Anhänger	Trailer
Auto	Car
Beifahrer	Passenger
Bremsen	Brakes
Eigentums- /Besitznachweis	Vehicle Ownership Documents
Erstzulassung	Registration Date
Fahrer	Driver
Fahrzeug	Vehicle
Finanzamt	Finance Office
Führerschein	Drivers Licence
Garantie	Guarantee
Gebrauchtwagen	Used Car
Gewährleistung	Warranty
Haftplicht Versicherung	Third Party Insurance
Hauptwohnsitz	Primary Residence
Kasko Versicherung	Comprehensive Insurance
Kaufvertrag	Sales Contract
Kindersitz	Child Seat
Lichtbildausweis	Photo ID

German	English
Mangel	Fault
Meldebestätigung	Residence Registration Form
Motor	Engine
Motorrad	Motorbike
Neuwagen	New Car
NoVA Normverbrauchsabgabe	Standard Fuel Consumption Tax
Nummerntafel	Licence Plate
Objektive Diagnose	Impartial Assessment
Polizei	Police
Reifen/Räder	Tyres/Wheels
Sicherheitsgurt	Seatbelt
Toleranzgrenze	Grace Period
Typenschein	Log Book
Verkehrsamt	Motor Vehicle Department
Verkehrs- und Betriebssicherheit	Safety and Roadworthiness
Versicherungssteuer	Insurance Premium Tax
Vollmacht	Power of Attorney
Werkstatt	Car Workshop
Zulassung	Vehicle Registration
Zulassungsstelle	Vehicle Registration Office

FOR FURTHER INFORMATION, PLEASE VISIT THESE WEBSITES:

- ▶ **Österreichischer Behördenwegweiser:** www.help.gv.at
- ▶ **Bundesministerium für Finanzen:** www.bmf.gv.at
- ▶ **Wien:** www.wien.gv.at
www.polizei.gv.at/wien/buergerservice
- ▶ **Niederösterreich:** www.polizei.gv.at/noe/buergerservice
- ▶ **Burgenland:** www.polizei.gv.at/bgld/buergerservice

[illegible]

12 good reasons for joining the ÖAMTC

1 We'll get you back on the road in no time

With our reliable 24-hour breakdown assistance service, no matter what kind of vehicle you drive, over 80% of the time, we will get you back on the road on the spot.




7 We prepare you for your holidays

We give you travel tips, free maps, information about tolls and other expenses, we help you plan your route and much, much more, so that you can set off on your holiday stress-free

2 We offer you a courtesy car

In case of an accident or a breakdown, if all else fails we have over 300 courtesy cars, available anywhere in Austria and at no cost to you for the first four days.



8 Our ÖAMTC club card has a credit card function

At no charge for the first year and you receive a tank of petrol and a car wash free at any Shell Service Station

3 We ensure your safety on the road anywhere in Europe

With the additional coverage of the "Schutzbrief" you receive more benefits and immediate assistance for yourself, your family and your vehicles, not only in Austria but all over Europe




9 Get discounts when you use our club card

Save money in Austria and worldwide at over 160,000 of our discount partners, including restaurants, hotels and parking.

4 We carry out reliable vehicle inspection

Our highly qualified technicians test your vehicle with the latest diagnostic equipment and provide you with a competent and impartial assessment




10 We keep you informed and up to date

With our club magazine 'Auto Touring', and info on our apps, website and in our newsletter, you will always be up to date on the latest travel news and traffic conditions.

5 We offer free legal advice

Should you require legal advice concerning anything related to transport, travel or your vehicle, our legal team can assist you and in an emergency are available 24 hours



11 We've got you covered

With our nationwide network of locations and our yellow fleet we are there for you where ever and whenever you need us.

6 We cover all your insurance needs

You will receive professional advice regarding all your insurance needs and can take advantage of our attractive offers and comprehensive coverage.



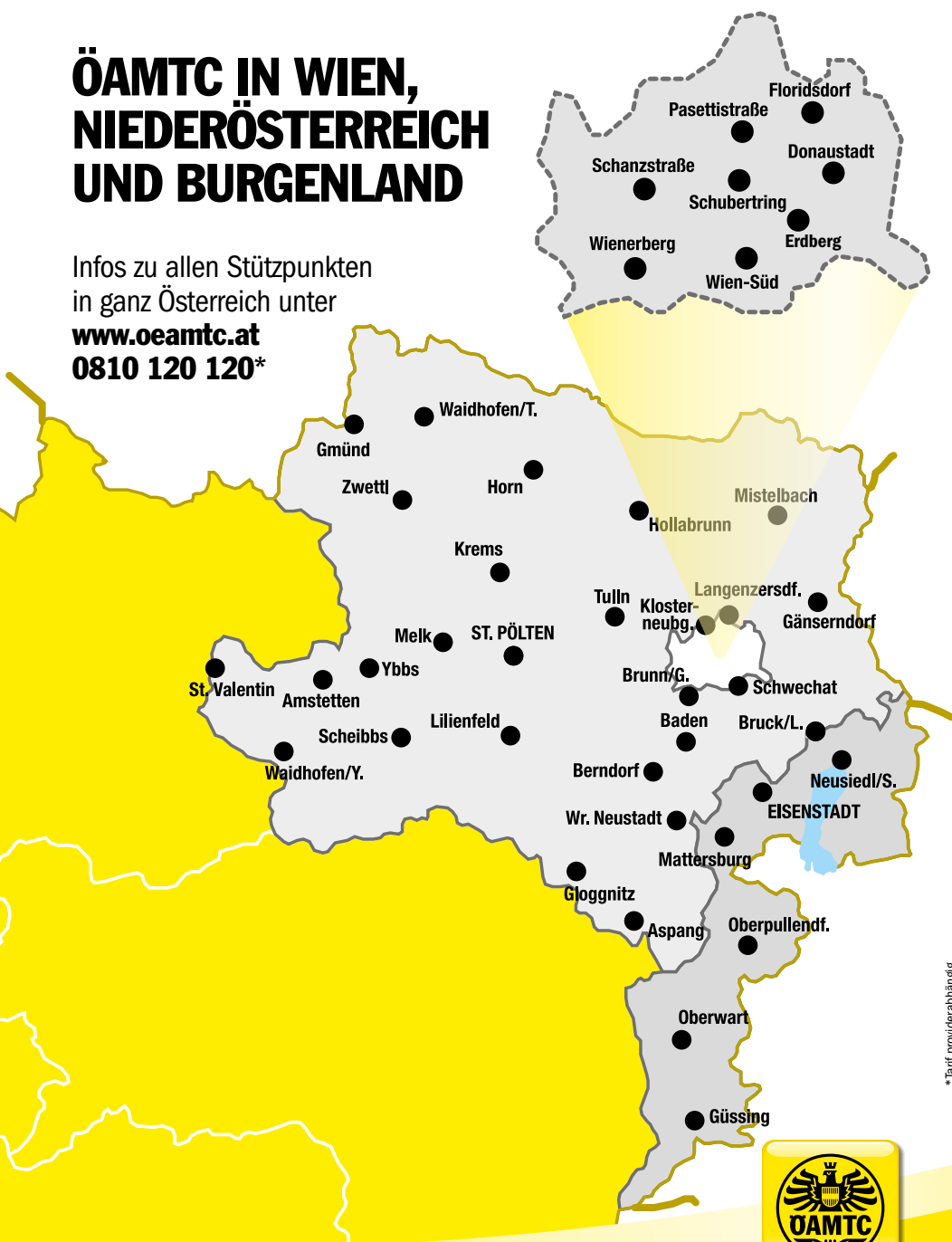
12 We represent your interests

We support our members in all their concerns and ensure that their consumer rights are protected



ÖAMTC IN WIEN, NIEDERÖSTERREICH UND BURGENLAND

Infos zu allen Stützpunkten
in ganz Österreich unter
www.oamtc.at
0810 120 120*



*Tarif providerabhängig



Ein gutes Gefühl, beim Club zu sein.